

# Inflation by Commodity Group

*Pricing trends for the year and fourth quarter 2008*

These 24 select product groups provide a snapshot of inflation trends based on the Producer Price Index from the U.S. Bureau of Labor Statistics. Fourth quarter 2008 is compared with fourth quarter 2007, third quarter 2008 with fourth quarter 2008, and the full year 2008 with the full year 2007.

**This page:**

- Abrasives
- Adhesives & Sealants
- Cutting Tools & Accessories
- Hand & Edge Tools

- Specialty Cleaning, Polish & Sanitary Products
- Industrial Safety Equipment
- Softwood Lumber
- Metal-Forming Machine Tools
- Metal-Cutting Machine Tools

**Page 7**

- Fasteners
- Power-Driven Hand Tools
- Ball & Roller Bearings
- Mechanical Power Transmission Equipment
- Electrical Machinery/Equipment
- Industrial Material Handling Equipment
- Industrial Gases
- Welding Machinery/Equipment
- Valves, Except Fluid Power
- Pumps, Compressors & Equipment

**Online Only ([www.mdm.com/databank](http://www.mdm.com/databank))**

- Hardboard, Particleboard, Fiberboard Products
- Hardwood Lumber
- General Millwork
- Plywood
- Construction Products from Plastics
- Gypsum Products
- Air Conditioning & Refrigeration Equipment
- Tools, Dies, Jigs, Fixtures, Industrial Molds
- Fluid Power Valves
- Food Commodities (12 product groups)

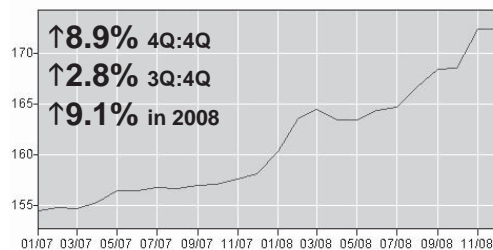
**Page 8**

- Fluid Power Equipment
- Plumbing Fixtures & Fittings
- Hardware
- Sanitary Paper Products
- Plastic Resins & Materials

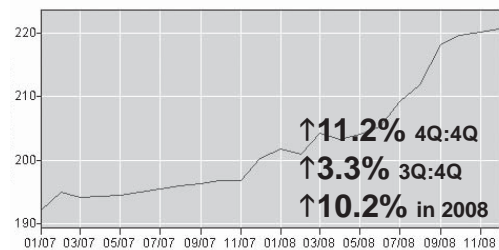
**Key**

- ↑11.6% 4Q:4Q (4Q '07 with 4Q '08)
- ↑1.8% 3Q:4Q (3Q '08 with 4Q '08)
- ↑4.2% in 2008 (2007 with 2008)

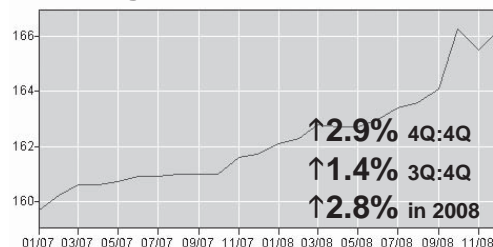
**Abrasives**



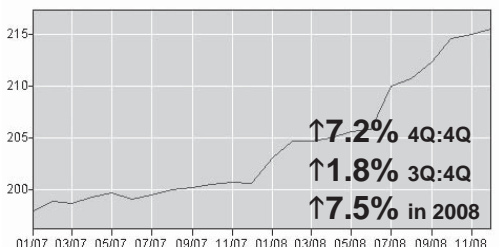
**Adhesives & Sealants**



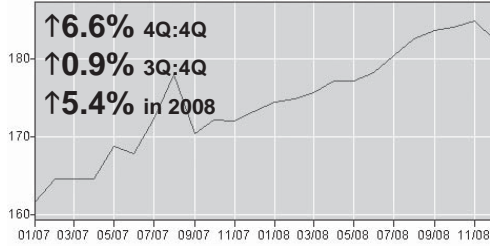
**Cutting Tools & Accessories**



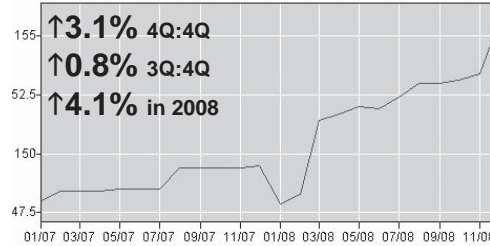
**Hand & Edge Tools**



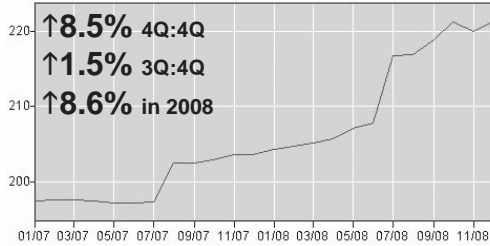
**Fasteners**



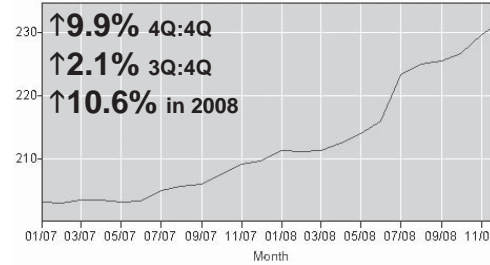
**Power-Driven Hand Tools**



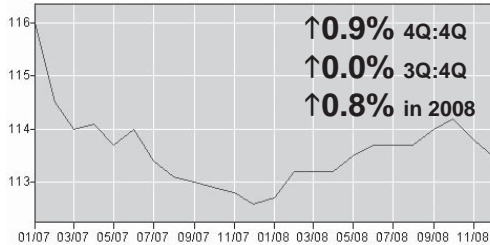
**Ball & Roller Bearings**



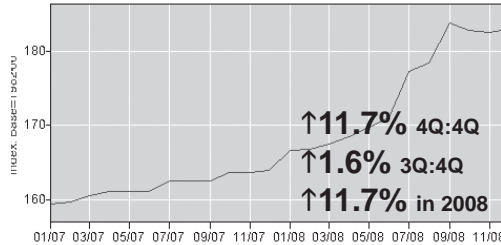
**Mech. Power Transmission Eqpt.**



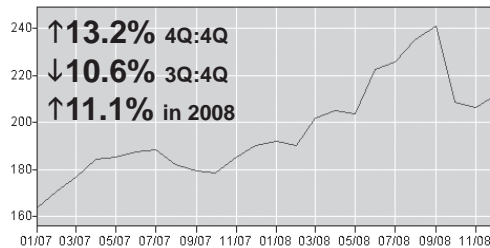
**Electrical Machinery/Equipment**



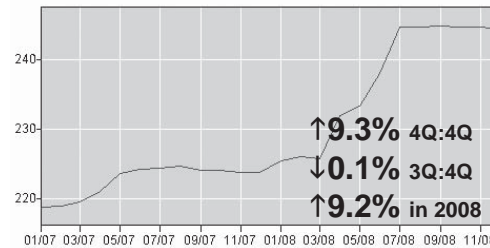
**Material Handling Eqpt. (Ind)**



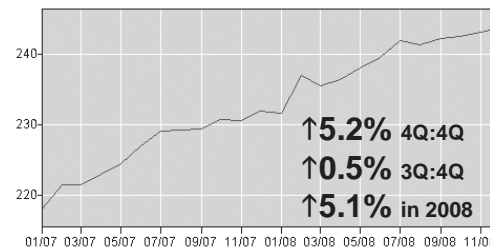
**Industrial Gases**



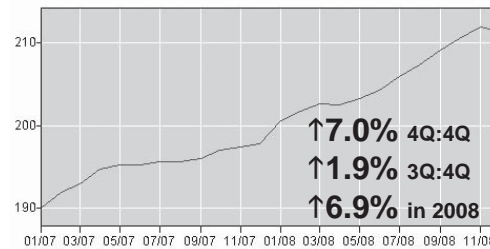
**Welding Machinery/Equipment**



**Valves, Except Fluid Power**



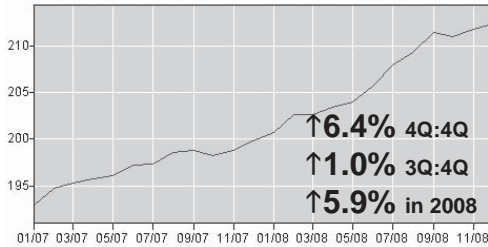
**Pumps, Compressors & Eqpt.**



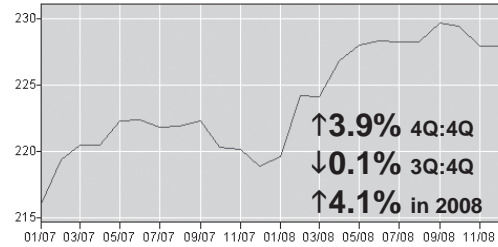
continued on next page

**Inflation by Commodity Group from p.6-7**

**Fluid Power Equipment**



**Plumbing Fixtures & Fittings**



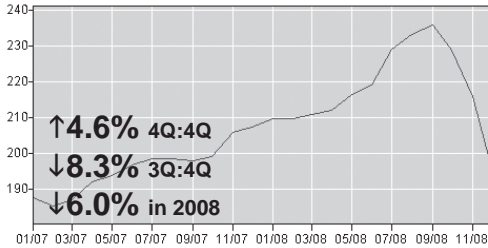
**Hardware**



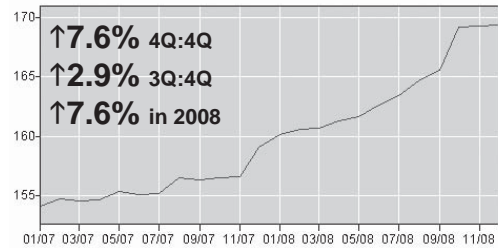
**Sanitary Paper Products**



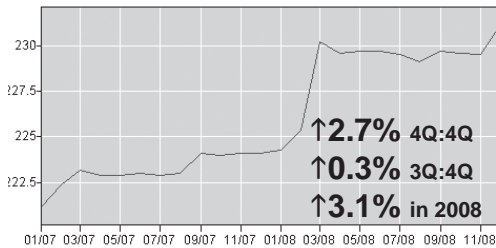
**Plastic Resins & Materials**



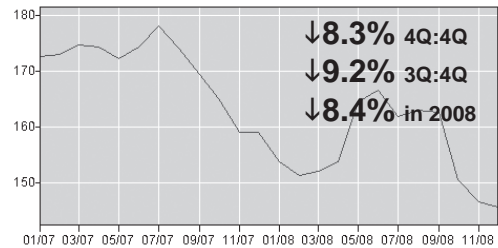
**Spec. Cleaning, Polish, San. Products**



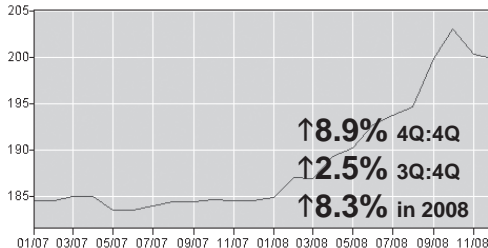
**Industrial Safety Equipment**



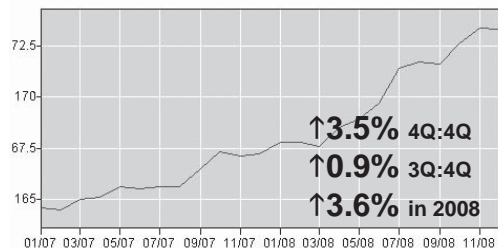
**Softwood Lumber**



**Metal-Forming Machine Tools**



**Metal-Cutting Machine Tools**



Source: U.S. Bureau of Labor Statistics, MDM Analysis Copyright © 2009 by Gale Media, Inc. All rights reserved. Modern Distribution Management® and mdm.com are registered trademarks of Gale Media, Inc. Material may not be reproduced in whole or in part in any form whatsoever without permission from the publisher. To request permission to copy, republish, or quote material, please call 303-443-5060.